

M. M. Chambers  
Department of Educational Administration  
Illinois State University, Normal, Illinois 61761

SINCE THIRTEENTH  
1958 YEAR  
Number 155 June 1971 Page 975

GRAPEVINE  
\* \* \* \* \*

Reports on state tax legislation; state appropriations for universities, colleges, and junior colleges; legislation affecting education beyond the high school.

IN THIS ISSUE

TWELVE STATES show 2-year gain of 30 per cent . . . . . 976  
SIX STATES over 12 consecutive fiscal years . . . . . 977  
Arkansas makes small 2-year gain. . . . . 978  
Colorado achieves 2-year gain of only 14 1/2% . . . . . 978-979  
Idaho makes 14 1/2 % gain, probably somewhat under-  
stated because of change to annual  
schedule . . . . . 979  
Indiana shows 30 1/2% gain; creates soft-approach  
Commission for Higher Education . . . . . 979-980  
Kansas appropriates additional \$425,000 . . . . . 980  
Utah shows 2-year gain of 26 per cent . . . . . 980  
Vermont has 2-year gain of 17 per cent . . . . . 980

\* \* \* \* \*

"The failure to establish a high priority for higher education will ultimately manifest itself in a slowdown of our technology and a decrease in our competitive position in the nation and the world."

-- Chancellor Robert B. Mautz of the Florida State University System.

\* \* \* \* \*

-----  
Statement of ownership and circulation of GRAPEVINE is on Page 976 (reverse hereof).

Table 80. TWELVE STATES SHOW CUMULATIVE WEIGHTED AVERAGE TWO-YEAR GAIN OF THIRTY PER CENT

States	Year	Year	Year	2-yr gain	10-yr gain
(1)	1961-62	1969-70	1971-72	per cent	per cent
(1)	(2)	(3)	(4)	(5)	(6)
Six states previously reported--*					
	\$152,992	\$561,036	\$747,213**	33	388 1/2
Arkansas	16,693	47,630	52,177	9 1/2	212 1/2
Colorado	26,099	87,094	113,463	31	334 3/4
Idaho	10,068	29,862	34,167	14 1/2	239 1/3
Indiana	55,316	154,313	201,345	30 1/2	264
Utah	15,580	40,000	50,422	26	223 1/2
Vermont	3,759	13,532	15,856	17	321 3/4
12-state					
totals	281,532	933,467	1,214,643		
Cumulative weighted average percentages				-	30
					331 1/2

\* Reported in Table 75, GRAPEVINE page 970.

\*\* This total is larger by \$425,000 than previously reported, because appropriations in Kansas have been subsequently increased by that amount. This change modifies Table 76, GRAPEVINE page 973.

The twelve states thus far cumulatively reported show weighted average gains of 30 per cent over the comparable data for fiscal year 1969-70, two years earlier.

These twelve states are nearly all below average in population, and in recent past years nearly all have been below the nationwide average in rates of gain in appropriations for annual operating expenses of higher education.

A year ago, these twelve states showed a weighted average gain of 33 1/3 per cent over the comparable figures of two years earlier, as compared with 38 1/2 per cent for all fifty states over the same two-year period.\*\*\*

\*\*\* Computed from the tabulation on pages 424-427 in Higher Education in the Fifty States. Danville, Illinois: Interstate Printers and Publishers, Inc., 1970. 453 pp. \$10.

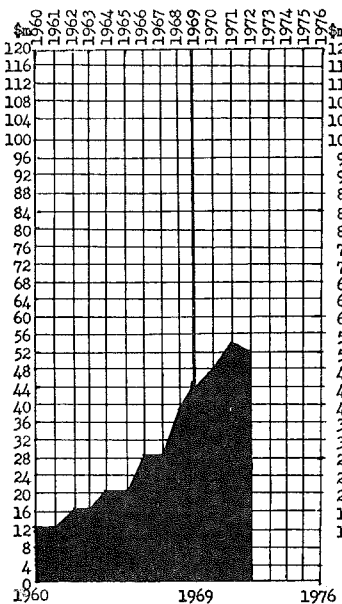
-----

GRAPEVINE is not a publication of any institution or association. Responsibility for any errors in the data, or for opinions expressed, is not to be attributed to any organization or person other than M. M. Chambers. GRAPEVINE is circulated to numerous key persons in each of the fifty states. Address communications to M. M. Chambers, Department of Educational Administration, Illinois State University, Normal, Illinois 61761

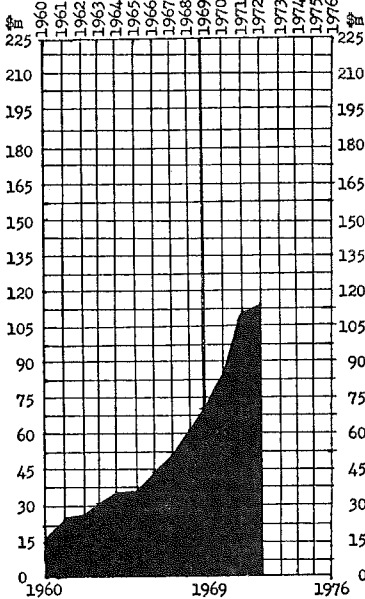
M. M. Chambers, Illinois State University, Normal, Illinois 61761

APPROPRIATIONS OF STATE TAX FUNDS FOR ANNUAL OPERATING EXPENSES OF HIGHER EDUCATION IN ARKANSAS, COLORADO, IDAHO, INDIANA, UTAH, AND VERMONT, OVER 12 CONSECUTIVE FISCAL YEARS, 1960-1972

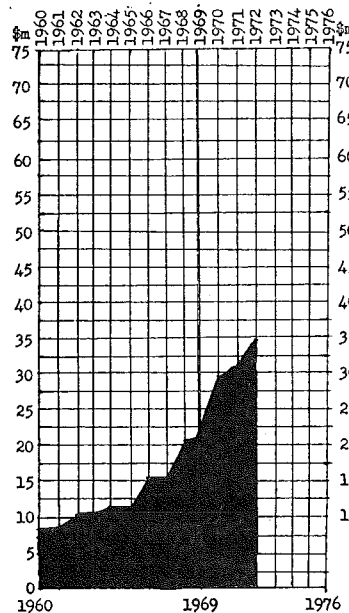
Arkansas



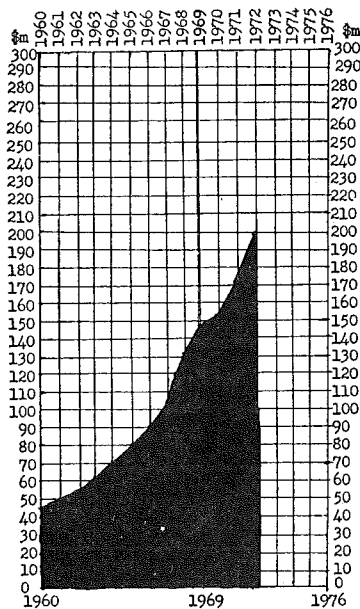
Colorado



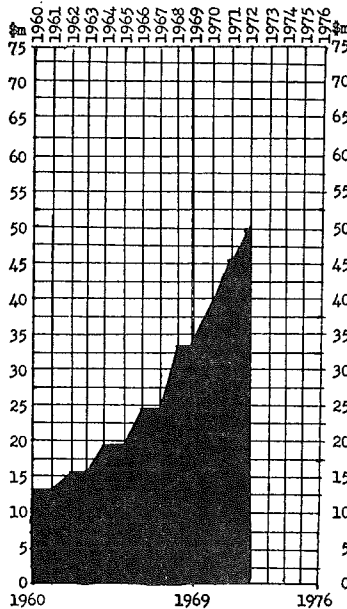
Idaho



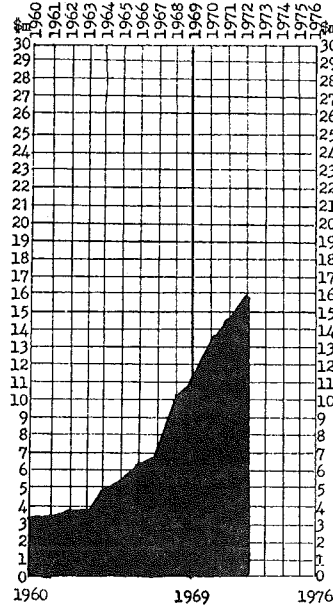
Indiana



Utah



Vermont



Note that the vertical scales of the separate graphs are not identical in all cases.

ARKANSAS. Appropriations of state tax funds for operating expenses of higher education, biennium 1971-73:

Table 81. State tax-fund appropriations for operating expenses of higher education in Arkansas, biennium 1971-73, by separate fiscal years, in thousands of dollars.

Institutions	Sums appropriated	
	1971-72	1972-73
(1)	(2)	(3)
U of Arkansas	\$19,929	\$21,158
Medical Center	6,895	7,275
Little Rock Campus	2,482	2,637
Monticello Campus +	1,681	1,763
<u>Subtotals, U of Ark - *</u>		
Arkansas State U	5,859	6,167
Beebe branch	377	416
<u>Subtotals, A S U - **</u>		
Ark Poly Tech Coll	1,919	2,038
Hot Springs branch +++	-	487
<u>Subtotals, A P T C - ***</u>		
State Coll of Arkansas	3,506	3,866
Arkansas A M & N Coll++	2,798	2,897
Henderson State Coll	2,683	2,820
Southern St Coll	1,933	2,022
<u>Unanticipated Increases</u>		
in stu enrollment	500	500
State aid to jr colls	1,240	1,940
So Regional Edu Bd	279	283
Dental & Vet stu aid	95	100
<u>Totals</u>	<u>52,177</u>	<u>56,371</u>

- \* \$30,987,260 and \$32,833,976.
- \*\* \$6,235,905 and \$6,583,305
- \*\*\* \$1,919,045 and \$2,525,252.
- + The former Arkansas A & M College
- ++ To become a part of the University of Arkansas July 1, 1972.
- +++ Begins July 1, 1972.

The total for fiscal year 1971-72 appears to be a gain of 9 1/2 per cent over the comparable figure for fiscal year 1969-70, two years earlier.

Total appropriation for capital outlays was approximately \$12 million.

COLORADO. Appropriations of state tax funds for operating expenses of higher education, fiscal year 1971-72.

Table 82. State tax-fund appropriations for operating expenses of higher education in Colorado, fiscal year 1971-72, in thousands of dollars.

Institutions	Sums appropriated
(1)	(2)
U of Colorado	\$20,770
Medical Center	13,963
<u>Subtotal, U of C - \$34,733</u>	
Colorado State U	11,385
Ag Experiment Sta	2,589
Ag Extension Ser	1,935
State Forest Service	300
<u>Subtotal, C S U - \$16,209</u>	
Colo School of Mines	2,855
Fort Lewis College	1,428
<u>Five state colleges -</u>	
U of Northern Colo	6,893
Metropolitan St Coll	5,375
So Colo St Coll	4,938
Adams St Coll	2,295
Western State Coll	2,107
Trustees of St Colleges	45
<u>Subtotal, s c's - \$21,653</u>	
<u>State community colleges -</u>	
Denver	5,283
El Paso	2,218
Northeastern *	1,349
Arapahoe	1,340
Trinidad	1,026
Otero	534
Lamar	382
Lamar & Otero Administration	346
<u>State aid to district c c's 3,917</u>	
<u>Community Coll administration 171</u>	
<u>Occupational education 7,113</u>	
<u>Subtotal, all c c's - \$23,679</u>	
<u>Commission on Higher Edn *** 12,349</u>	
Colo Assoc Univ Press	42
Council on Arts and Humanities	72
State Historical Society	443
<u>Total</u>	<u>113,463</u>

(Continued on page 979)

M. M. Chambers, Illinois State University, Normal, Illinois 61761

COLORADO. (Continued from page 978)  
Footnotes to Table 82:

- \* Will transfer from state-local support and control in 1971-72.
- \*\* Appropriated to Division of Community Colleges for allocation to Otero and Lamar.
- \*\*\* Includes \$214,000 for administration; \$15,000 for WICHE; and to be allocated among institutions: \$8,119,000 for student aids and \$4,001,000 for data processing.

The two-year gain is 14 1/2 per cent.

IDAHO. Appropriations of state tax funds for operating expenses of higher education, fiscal year 1971-72:

Table 83. State tax-fund appropriations for operating expenses of higher education in Idaho, fiscal year 1971-72, in thousands of dollars.

Institutions (1)	Sums appropriated (2)
U of Idaho *	\$11,392
Agricultural research	1,701
Agricultural extension	1,038
Bur of Mines and Geology	206
Short-term applied research	50
<u>Subtotal, U of I -</u>	<u>\$14,387</u>
Idaho State University *	8,534
Boise State College *	6,662
Lewis-Clark Normal School *	1,038
State Board of Edu	291
Educational television	130
Nuclear-oriented research	91
WICHE	291
Edu Commission of the States	9
State aid to junior colls	1,025
Voc-Technical schools **	1,605
<u>Total</u>	<u>34,167</u>

- \* Allocated to the institutions out of a lump-sum appropriation of \$27,729, 918 to the State Board of Education.
- \*\* About 3/4 of this sum goes to schools operated by 4 year institutions and 1/4 to schools operated by public junior colleges.

INDIANA. Appropriations of state tax funds for operating expenses of higher education, biennium 1971-73:

Table 84. State tax-fund appropriations for operating expenses of higher education in Indiana, biennium 1971-73, by separate fiscal years, in thousands of dollars.

Institutions (1)	Sums appropriated	
	1971-72 (2)	1972-73 (3)
Indiana U *	\$47,405	\$49,756
Indianapolis Campus	20,760	22,322
Regional campuses	10,834	11,938
Statewide Med Edu Plan	3,500	-
Med Edu planning	1,283	1,213
Med Ed - Intern Res	875	875
Mental Retardtn Ctr	180	188
Clinical Test Tr	45	45
Optometry Bd - Edu fund	20	-
<u>Subtotals, I U +</u>		
Purdue U **	50,216	52,702
Regional campuses	8,354	8,754
County ag agents	1,054	1,107
Animal Disease Lab	205	205
ADL - So Ind	95	95
Util of ag products	93	93
Ag Marketing research	52	52
Bangs Disease testing	31	31
Johnson grass erad	16	16
Legis conf h s stu	8	8
Agricultural assocs	8	8
<u>Subtotal, Purdue U ++</u>		
Ball State U	21,283	22,690
Indiana State U	19,469	20,353
Regional campuses	1,675	1,934
<u>Subtotals, I S U +++</u>		
Ind Voc Tech Coll	4,056	4,736
Vincennes U	929	1,048
Higher Ed telecommuni- cations System	1,250	1,250
Commission for H Edu	100	150
Scholarship Comm	7,448	8,926
Ind Edu Services Found	110	110
<u>Totals</u>	<u>201,345</u>	<u>210,595</u>

- \* Bloomington Campus.
  - \*\* West Lafayette Campus.
  - + \$84,902,839 and \$86,337,339
  - ++ \$60,121,808 and \$63,060,808
  - +++ \$21,144,000 and \$22,287,000
- (Continued on page 980)

INDIANA. (Continued from page 979)

The total for fiscal year 1971-72 seems to be a gain of 30 1/2 per cent over the comparable sum for fiscal year 1969-70, two years earlier.

The 1971 legislature enacted an act creating a Commission for Higher Education, of 12 members appointed by the governor, one from each Congressional district, for 4-year terms. This is a "soft approach" coordinating body, limited almost entirely to advisory functions.

KANSAS. The total reported in Table 76, GRAPEVINE page 973, must be raised to \$84,313 because by a subsequent legislative quirk \$425,000 has been added.

VERMONT. Appropriations of state tax funds for operating expenses of higher education, fiscal year 1971-72:

Table 85. State tax-fund appropriations for operating expenses of higher education in Vermont, fiscal year 1971-72, in thousands of dollars.

Institutions (1)	Sums appropriated (2)
University of Vermont	\$8,962
Educational T V	517
<u>Subtotal, U of Vt - \$9,479</u>	
Vermont State Colleges -	
Vermont Tech Coll	1,180
Castleton State Coll	866
Johnson State Coll	793
Lyndon State Coll	681
Vt State Colleges Board	313
<u>Subtotal, Vt s c's - \$3,834</u>	
Vt Student Asstnce Corp *	2,395
Senatorial Scholarships	90
New England H E Compact	50
Edn Commission of the States	8
<u>Total</u>	<u>15,856</u>

\* Mostly for "incentive grant" program to provide needy students up to \$1,000 a year.

UTAH. Appropriations of state tax funds for operating expenses of higher education, fiscal year 1971-72:

Table 86. State tax-fund appropriations for operating expenses of higher education in Utah, fiscal year 1971-72, in thousands of dollars.

Institutions (1)	Sums appropriated (2)
U of Utah	\$19,489
College of Medicine	2,382
Univ Hospital	200
Economic development	90
Special enterprises *	341
Research support	1,000
<u>Subtotal, U of U - \$23,502</u>	
Utah State U	9,616
Ag Experiment Sta	1,220
Co-op Ag Exten Serv	900
Research Support	275
Ecology Center	130
Water Research Lab	105
Special enterprises **	228
<u>Subtotal, U St U - \$12,474</u>	
State Colleges -	
Weber State College	6,074
So Utah St Coll	1,925
Utah Tech Coll - Salt Lake	1,826
Utah Tech Coll - Provo	1,069
Dixie College	894
Snow College	846
College of Eastern Utah	638
<u>Subtotal, st colls - \$13,272</u>	
Central agency -	
Administration	434
Student Loans	100
WICHE	69
Statewide Educational T V	431
Co-op Nursing programs	140
<u>Subtotal, Ctrl agcy - \$1,174</u>	
<u>Total</u>	<u>50,422</u>
* Educationally disadvantaged \$95,000; Community medicine \$91,000; Geological survey \$90,000; Seismograph, \$40,000; Coal research \$25,000.	
** Uintah Basin Center \$153,000; South-eastern Utah Center \$60,000; Educationally Disadvantaged \$15,000.	
The two-year gain is apparently 26 per cent.	