

M. M. Chambers
Department of Educational Administration
Illinois State University, Normal, Illinois 61761

SINCE THIRTEENTH
1958 YEAR
Number 159 ----- September 1971 ----- Page 1009
Second of two issues this month

GRAPEVINE
* * * * *

Reports on state tax legislation; state appropriations for universities, colleges, and junior colleges; legislation affecting education beyond the high school.

IN THIS ISSUE

FORTY-FIVE STATES: 2-year gain of 22 3/4 % 1010
California correction of small misconception 1012
Florida allocations to seven state universities 1012
Illinois appropriates \$470 1/2 million 1013
Iowa revised tabulation includes \$4 million per year for
tuition grants to private college students . . . 1013
Michigan appropriates \$379 1/2 million 1014
North Carolina shows 2-year gain of 27 per cent 1014
North Dakota detailed tabulation for biennium 1015
Oregon appropriates \$103 million 1015
Pennsylvania aggregates \$335 million, with medical
school appropriations yet to come 1016
Rhode Island detailed tabulation for fiscal year 1016

* * * * *

"The doctorate degree is the best guarantee one can get against unemployment, and industrial retrenchment rather than doctoral over-production is responsible for our present discomfiture."

-- Robert H. Baker, dean of the graduate school, Northwestern University.

* * * * *

Statement of ownership and circulation of GRAPEVINE is on page 1010 (reverse hereof).

Table 19. FORTY-FIVE STATES SHOW CUMULATED AVERAGE TWO-YEAR GAIN OF
22 3/4 PER CENT

States	Year	Year	Year	2-yr gain	10-yr gain
(1)	(2)	(3)	(4)	per cent	per cent
40-states previously reported-- *	\$1,196,537	\$4,245,773**	\$5,279,938***		
Cumulative weighted average percentages			-	24 1/2	341
Illinois	116,293	405,077	470,413	16	304 1/2
Michigan	102,816	305,411	379,409	24 1/4	296
N Carolina	36,087	175,931	223,486	27	519 1/4
Oregon	34,796	87,683	103,000	17 1/2	196
Pennsylvania	46,431	317,305	345,936***	9	645
45-state total	\$1,532,960	\$5,537,180	\$6,802,182		
Cumulative weighted average percentages			-	22 3/4	343 3/4

* Refer to Table 12, GRAPEVINE page 1004

** Revised to accommodate rectifications for Iowa, previously reported.

*** The Pennsylvania total for fiscal year 1971-72 is an estimate, because appropriations for four important medical schools have been delayed, and there may yet be slight changes in the totals for five other smaller institutions, as noted in Table 26, page 1016 herein. Excluding the foregoing uncertainties, the firm statewide total reported as of mid-September was \$334,936,000.

With 45 states reported, the cumulative total for fiscal year 1971-72 is \$6.8 billion. This is \$0.7 billion more than the fifty-state total for fiscal year 1969-70, two years ago; and \$0.2 billion less than the \$7 billion fifty-state total for fiscal year 1970-71.

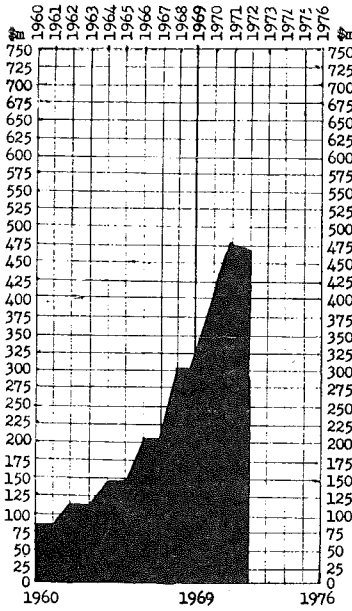
The five states currently unreported for 1971-72 are Alabama, Louisiana, Massachusetts, Ohio, and Wisconsin. These states will undoubtedly aggregate between \$0.7 and \$0.9 billion, bringing the fifty-state total for fiscal year 1971-72 up to some point between \$7.5 billion and \$7.7 billion.

GRAPEVINE is not a publication of any institution or association. Responsibility for any errors in the data, or for opinions expressed, is not to be attributed to any organization or person other than M. M. Chambers. GRAPEVINE is circulated to numerous key persons in each of the fifty states.

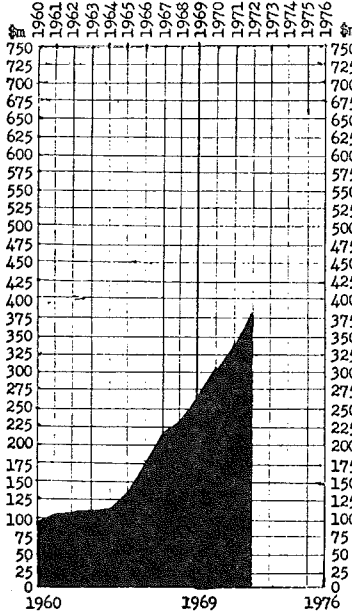
Address communications to M. M. Chambers, Department of Educational Administration, Illinois State University, Normal, Illinois 61761.

M. M. Chambers, Illinois State University, Normal, Illinois 61761

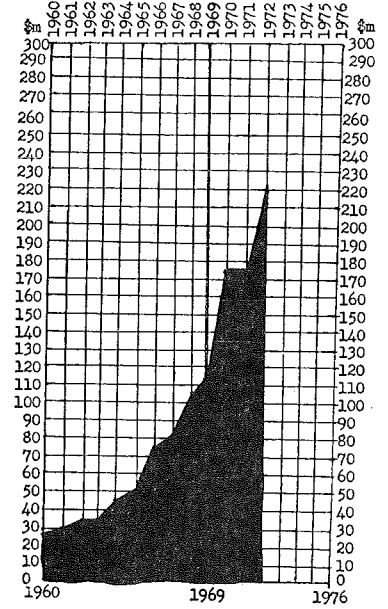
Illinois



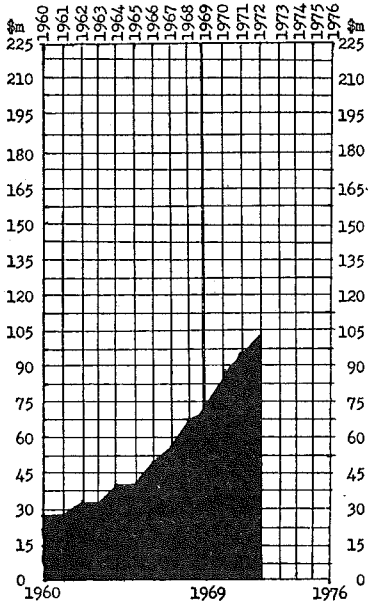
Michigan



North Carolina

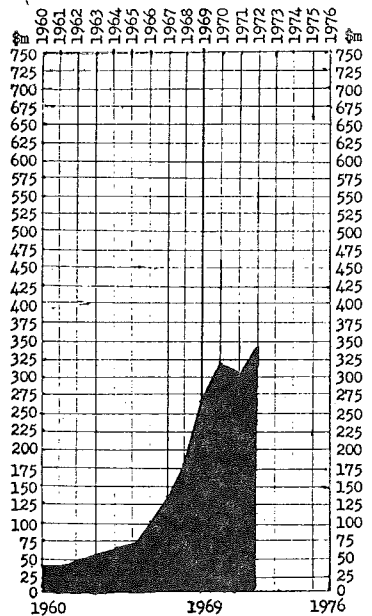


Oregon



NOTE: The Pennsylvania graph represents only an estimate for fiscal year 1971-72, subject to recertification after certain delayed appropriations have been reported, as noted in Table 26, page 1016 herein.

Pennsylvania



Note that the vertical scales of the separate graphs are not identical in all cases.

CALIFORNIA. (CORRECTION for page 998): Although this is the second consecutive year in which no appropriations were made for general salary increases at the University and the State Colleges, we are told that in 1970-71 the Reagan administration budgeted \$14,700,000 for that purpose, but the item was eliminated by the legislative Joint Conference Committee.

FLORIDA. (Supplement for Table 13, page 1006): Allocations to each of seven universities by the Board of Regents for fiscal year 1971-72:

Institutions (1)	Sums allocated (2)
U of Florida	\$33,235
Florida State U	30,686
U of South Florida	20,809
Florida Atlantic U	8,331
Florida Technological U	7,587
Florida A & M U	6,888
U of West Florida	5,362
Total, 7 u's *	112,899

* As will be observed in Table 13, page 1006, the legislature appropriated \$112,899,000 to the Board of Regents for allocation among the seven universities, and made separate appropriations direct to medical units, agricultural research and extension units, and certain other enterprises that are appendages of some of the larger universities.

To remedy this fragmentation of institutions, it is necessary to add such direct appropriations to the sum allocated by the Board of Regents to obtain a total of institutional tax support, roughly comparable to that of similar institutions in other states:

Subtotal, U of Florida	67,073
Subtotal, U of So Florida	23,244

IOWA. (Revised table for fiscal year 1971-72): To show the two fiscal years of the current biennium separately, and to add \$4 million per year for tuition grants to private college students, Table 21 herein is a complete revision of the earlier table for Iowa.

Tuition Grants for Students
in Denominational Colleges are Un-
constitutional in South Carolina

"The property or credit of the State of South Carolina, or any public money, from whatever source derived, shall not, by gift, donation, loan, contract, appropriation, or otherwise, be used, directly or indirectly, in aid or maintenance of any college, school, hospital, orphan house, or other institution, society or organization of what ever kind, which is wholly or in part under the direction or control of any church or of any religious or sectarian denomination, society or organization." This section of the state constitution has been held by the state supreme court to invalidate and prohibit "tuition grants" of state tax funds directly to students in sectarian colleges in South Carolina. 1/

The court rejected the argument that such grants are primarily for the benefit of the students as individuals to enable them to attend the college of their choice, and that any resultant benefit to the college is no more than incidental and negligible, or of such minor consequences as not to contravene the state constitution.

There may be subsequent litigation to resolve such questions as precisely what constitutes denominational or sectarian control. Some other states, notably Michigan and Iowa, have relatively new legislation providing for students in private colleges. Whether the constitutionality of these statutes may be litigated in the respective states depends in part on the exact wording of different prohibitory clauses that are found in more than forty state constitutions.

New York appropriates currently about \$30 million annually to private colleges directly, but only a handful of the 143 church-connected colleges have been classified as nonsectarian and thus eligible under the state constitution.

1/ Hartness v. Patterson, (S. C.), not yet reported (1971).

M. M. Chambers, Illinois State University, Normal, Illinois 61761

ILLINOIS. Appropriations of state tax funds for operating expenses of higher education, fiscal year 1971-72:

Table 20. State tax-fund appropriations for operating expenses of higher education in Illinois, fiscal year 1971-72, in thousands of dollars.

Institutions (1)	Sums appropriated (2)
U of Illinois (all campuses and units)	\$158,158
Southern Illinois U (all campuses)	71,290
Northern Ill U (Regts)	34,130
Illinois State U (Regts)	26,237
Western Illinois U (Govs)	16,848
Eastern Illinois U (Govs)	13,830
Northeastern Ill St U (Govs)	7,854
Chicago State U (Govs)	7,595
Sangamon State U (Regts)	5,018
Governors State U (Govs)	4,318
Subtotal, st u's -	\$345,278
Statewide boards	
Board of Regents	348
Board of Governors	785
Junior College Board	402
Board of Higher Education	836
Grants and studies +	25,413
Subtotal, bds -	\$27,784
State aid to jr colleges ++	55,147
Scholarship Commission	
Administration	804
Scholarships and grants	41,400
Total *	470,413
* Alternatively classified by "systems"	
Trustees of U of Illinois	158,158
Trustees of So Illinois U	71,290
Board of Regents	65,733
Board of Governors	51,231
Junior College Board ++	55,147
Board of Higher Education	26,249
Scholarship Commission	42,204
Total *	470,413

+ Includes \$6 million to the private Chicago Medical College; and most of the remainder to health-related programs, largely in private institutns.

++ Includes \$2,397,000 to the state 2-year college at East St. Louis. Two-year gain, 1970-72, appears to be approximately 16 per cent.

IOWA. (Revision of earlier Table 9, GRAPEVINE page 1000). Appropriations of state tax funds for operating expenses of higher education, biennium 1971-73, by separate fiscal years:

Table 21. State tax-fund appropriations for operating expenses of higher education in Iowa, fiscal years 1971-72 and 1972-73, in thousands of dollars.

Institutions	Sums appropriated	
	1971-72	1972-73
U of Iowa	\$35,839	\$37,436
U Hospital	8,738	8,738
Psychopathic Hosp	2,186	2,278
St Sanatorium	1,694	1,779
Hospital School	1,443	1,492
Bacteria Lab	787	827
Subtotals, U of I *		
Iowa State U	28,828	30,080
Ag Exper Sta	3,966	4,123
Co-op Exten Serv	3,351	3,508
Subtotals, I S U **		
U of Northern Iowa	10,940	11,552
Board of Regents	136	143
Subtotals, major insts ***		
Gen aid, area colls	12,170	13,800
Voc aid, area schs	5,175	5,175
Dubuque area Voc Ctr	100	100
Subtotals, area schs +		
Private college		
tuition grants	4,000	4,000
State scholarships	290	235
St medical loans	150	150
H Ed Facilities Comm	88	89
Totals	119,881	125,505

* \$50,687,000 and \$52,550,000.

** \$36,145,000 and \$37,711,000.

*** \$97,908,000 and \$101,956,000.

+ \$17,445,000 and \$19,075,000.

The comparable totals for fiscal years 1969-70 and 1970-71 appear to be \$105,162,000 and \$108,062,000. Thus the total for fiscal year 1971-72 seems to be a gain of 14 per cent over fiscal year 1969-70, two years earlier.

MICHIGAN. Appropriations of state tax funds for operating expenses of higher education, fiscal year 1971-72:

Table 22. State tax-fund appropriations for operating expenses of higher education in Michigan, fiscal year 1971-72, in thousands of dollars.

Institutions (1)	Sums appropriated (2)
U of Michigan (Ann Arbor)	\$72,733
Dearborn campus	2,991
Flint campus	2,659
<u>Subtotal, U of M - \$78,383</u>	
Michigan State U (East Lansing)	65,318
Ag Experiment Sta	5,744
Coop Exten Service	4,881
<u>Subtotal, M S U - \$75,943</u>	
Wayne State U (Detroit)	51,253
Western Michigan U	24,650
Eastern Michigan U	19,746
Central Michigan U	14,800
Ferris State College	10,532
Michigan Technological U	9,536
Oakland U	9,315
Northern Michigan U	9,292
Grand Valley State Coll	4,749
Saginaw Valley State Coll	2,411
Lake Superior State Coll	2,011
Institute of Gerontology *	307
Aid to Community Colleges **	52,665
Student Aids ***	13,600
Augmentation grants for excess medical enrollments	216
<u>Total</u>	<u>379,409</u>

* Administered jointly by University of Michigan and Wayne State Univ.

** The figure is necessarily an estimate, expected to be accurate.

*** Includes state scholarships, \$8,200,000; grants for private college students, \$5,200,000; and types for special education teachers and trainees, \$200,000.

The total for fiscal year 1971-72 appears to be a gain of 24 per cent over the comparable figure for fiscal year 1969-70, two years earlier.

NORTH CAROLINA. Appropriations of state tax funds for operating expenses of higher education, biennium 1971-73:

Table 23. State tax-fund appropriations for operating expenses of higher education in North Carolina, biennium 1971-73, in thousands of dollars.

Institutions (1)	Sums appropriated (2)
U of N C (Consolidated)	\$ 3,984
UNC at Chapel Hill	56,625
Health affairs	31,722
N C Memorial Hosp	16,916
<u>Subtotal, UNC, CH - \$105,263</u>	
N C State U (Raleigh)	48,297
Ag Experiment Sta	15,178
Coop Ag Exten Service	12,691
Industrial Exten Serv	988
<u>Subtotal, NCSU - \$77,154</u>	
UNC at Greensboro	20,050
UNC at Charlotte	12,274
UNC at Wilmington	5,061
UNC at Asheville	3,349
<u>Subtotal, UNC Consol - \$227,135</u>	
Regional universities	
East Carolina U	24,823
Appalachian State U	15,576
Western Carolina U	12,702
N C Ag & Tech State U	10,313
N C Central University	9,440
Winston-Salem State U	4,365
Pembroke State U	4,314
Fayetteville State U	3,836
Elizabeth City State U	3,728
N C School of the Arts	2,750
<u>Subtotal, all u's & c - \$318,952</u>	
State support of comm colls and technical institutes	
	117,084
State Bd of Higher Edn	
for administration	1,835
For allocation	3,039
<u>Subtotal, SBHE - \$4,874</u>	
Reserves for H E special progs *	2,725
Reserves for edn of c of vets*	2,300
State Edn Asstce Authority	1,007
<u>Total</u>	<u>446,972</u>

* Appropriations to the State Department of Administration.

The total for biennium 1971-73 appears to be a gain of 27 per cent over the comparable sum for biennium 1969-71, two years earlier.

M. M. Chambers, Illinois State University, Normal, Illinois 61761

NORTH DAKOTA. Appropriations of state tax funds for operating expenses of higher education in North Dakota, biennium 1971-73:

Table 24. State tax-fund appropriations for operating expenses of higher education in North Dakota, biennium 1971-73, in thousands of dollars.

Institutions (1)	Sums appropriated (2)
U of North Dakota	\$14,657
Medical Center	1,254
Ellendale Center *	-
Subtotal, U N D -	\$15,911
North Dakota State U	13,093
Ag Exp Station	5,535
Extension Division	1,687
Subtotal, N D S U -	\$20,315
State Sch of Sci (Wahpeton)	4,666
Minot State College	4,195
Dickinson St College	2,552
Valley City St Coll	2,380
Mayville State Coll	1,662
St Sch Forestry (Bottineau)	722
State Forest Serv	482
Subtotal, all state insts -	\$52,885
State aid to jr colls	2,068
Total	54,953

* School ceased existing as a college of higher learning under the Bd of Higher Edn as of June 30, 1971. A total budget of \$102,500 (\$32,500 from General Fund) was allowed for maintaining facilities until another use is found.

"Without greatly increased financial support for public higher education-- community colleges, technical institutes, state colleges and the University-- thousands of Massachusetts youth will find the door to college slammed shut in the years just ahead, and our greatest national resource will be lost to us."

-- John W. Lederle, President of the University of Massachusetts.

OREGON. Appropriations of state tax funds for operating expenses of higher education, biennium 1971-73:

Table 25. State tax-fund appropriations for operating expenses of higher education in Oregon, fiscal years 1971-72 and 1972-73, in thousands of dollars.

Institutions (1)	Sums appropriated	
	1971-72 (2)	1972-73 (3)
U of Oregon	\$15,196	\$15,106
U of O Medical Sch	5,893	5,858
Tchg Hosp & Clinics	6,928	8,213
Crippled Children	1,704	1,841
U of O Dental School	1,873	1,862
Composites * - see footnote		
Oregon State U	17,068	16,967
Ag Experiment Sta	4,209	4,254
Ag Extension Serv	3,064	3,077
Forest Research Lab	381	423
Subtotals, OSU **		
Portland State U	11,396	11,328
Southern Oregon Coll	3,594	3,572
Oregon Coll of Edn	3,549	3,528
Oregon Technical Inst	2,353	2,339
Eastern Oregon Coll	1,840	1,829
Ednl broadcasting	733	757
Div of Continuing Edn	350	150
NDEA & health profes-		
sions student loans	240	243
WICHE	132	131
Centralized activities	1,860	1,850
Subtotals, OSS of HE ***		
Ednl Coord Council +	136	156
State Scholarship Comm	2,101	2,504
Community Colleges	18,400	21,000
Totals	103,000	106,990

* The medical and dental schools are not administratively units of the University; but the composites are shown here for comparability with other state universities:

\$31,594,000 and \$32,880,000.

** \$24,722,000 and \$24,721,000.

*** \$82,363,000 and \$83,238,000.

+ A state agency to plan for all types of education above high school.

The total for fiscal year 1971-72 is a gain of 17 1/2 per cent over the comparable figure for fiscal year 1969-70, two years earlier.

PENNSYLVANIA. Appropriations of state tax funds for operating expenses of higher education, fiscal year 1971-72:

Table 26. State tax-fund appropriations for operating expenses of higher education in Pennsylvania, fiscal year 1971-72, in thousands of dollars.

Institutions (1)	Sums appropriated (2)
Pennsylvania State U + State-related u's	\$74,005+
Temple University +	39,335+
U of Pittsburgh +	36,532+
<hr/>	
Commonwealth segment -	\$149,902
State-owned insts -	\$83,832
(not yet allocated among 14 insts)	
<hr/>	
Community colleges -	\$15,409
<hr/>	
Private insts, state-aided	
U of Pennsylvania +	10,417+
Thomas Jefferson U *	3,585*
Drexel University	2,436
Hahnemann Medical Coll *	2,266*
Phila Coll of Osteopathy *	2,142*
Med Coll of Pennsylvania@*	1,293*
Lincoln University	910
Phila College of Art	320
Phila Coll Textiles & Sci	225
Del Val Coll Sci & Ag	166
Pa Coll Podiatric Med	120
Dickinson School of Law	90
Pa College of Optometry	90
Phila Musical Academy	75*
<hr/>	
Subtotal, p i s a -	\$24,135
<hr/>	
Pa Higher Edn Asstce Agency	
Scholarships and grants	55,458
Other purposes@@	6,000
<hr/>	
Subtotal, stu aids -	\$61,658
<hr/>	
Total**	334,936

+ In these instances the figures do not include sums appropriated for medical schools, because these had not been made at the time of this report.

* In these instances the sums are as passed in the House, but not yet in the Senate; hence subject to change.

** The total is probably substantially under the mark, because of the ab-

(Continued in next column)

PENNSYLVANIA. (Contd from precedng column)
Addnl footnotes to Table 26.

sence of the medical school appropriations as noted (+).

@ Formerly Women's Medical College.

@@ \$2 million each for (1) "administering programs and lender participation incentives," (2) "assisting institutions in securing federal student aid funds"; and (3) "to guarantee loans granted, etc."

For several recent years Pennsylvania's appropriations have been completed too late to be reported in GRAPEVINE's annual fall summaries, and estimates have had to be used. For fiscal year 1969-70 the verified total is \$309,521,000. In the absence of the medical school appropriations above noted, the percentage of gain over the two fiscal years since 1970 can not be accurately computed.

RHODE ISLAND. Appropriations of state tax funds for operating expenses of higher education, fiscal year 1971-72:

Table 27. State tax-fund appropriations for operating expenses of higher education in Rhode Island, fiscal year 1971-72, in thousands of dollars.

Institutions (1)	Sums appropriated (2)
U of Rhode Island	\$18,200
Rhode Island College	6,815
Rhode Island Jr College	3,340
<hr/>	
Subtotal, u & c's -	\$28,355
<hr/>	
State scholarships	1,867
Professional nurses	70
Bryant College *	15
War Orphans	3
New England Higher Ed Compact	133
Total	30,443

* For teacher training in business subjects at the named private college.

The total for fiscal year 1971-72 appears to be a gain of 5 per cent over the comparable figure for fiscal year 1969-70, two years earlier.